




LINEAR KINEMATICS



Honors Physics
Period _____

Name _____
Date _____

LINEAR KINEMATICS ACTIVITY

1. Setup the HotWheels track. Place a meter stick on the side of the track.
2. Use a piece of tape to mark an initial position and a final position. (approximately 60-80 cm). Do not use the beginning of the meter stick as your initial position. Be random with your position markings.
3. Give the car a good push and let go of the car right at the initial mark.
4. Time the car's motion from the initial mark (position) to the final mark (position).
5. Do this 3 times. Use different markings for your initial and final positions. Try to give the car different pushes each time. Push harder each time. Don't throw the car off the track.

Draw a diagram of your setup

Trial	Initial Position x_o (cm)	Final Position x_f (cm)	Δx (cm) = ($x_f - x_o$)	Initial Time t_o (s)	Final Time t_f (s)	Δt (s) = ($t_f - t_o$)	velocity = ($\Delta x/\Delta t$)
1							
2							
3							